

**AUSTRALIAN AIR LEAGUE
NEW SOUTH WALES GROUP**



2019 GROUP REVIEW

**THE CREST,
MCCLEAN ST, BASS HILL
8TH SEPTEMBER 2019**

Table of Contents

GENERAL INFORMATION.....	4
1.0 Intention.....	4
2.0 Dress.....	4
3.0 Duty of Care to Members.....	4
4.0 Non-Smoking Event.....	4
5.0 Parking	5
6.0 Duty Squads and Duty NCO	5
7.0 Canteen	5
8.0 Competition Timetable	5
9.0 Timetable.....	5
FIELD COMPETITIONS.....	6
10.0 Field Competition Staff	6
11.0 Competition Areas.....	6
12.0 General Conditions of Entry to Field Competitions	6
13.0 Uniform Inspections.....	8
14.0 Reporting for Competitions	8
15.0 Notes Regarding Competitions	8
16.0 Competition Points	9
17.0 Squadron Section Drill.....	9
18.0 Junior Section Drill	11
19.0 Wing Section Drill	12
20.0 Officer Section Drill.....	12
21.0 Flight Drill.....	13
22.0 Flag Party Drill.....	16
23.0 Small Flag Party Drill	18
24.0 Squad Drill	19
25.0 Band Drill	21
SOLO COMPETITIONS.....	23
26.0 Solo Competitions - General.....	23
27.0 Solo Snare Drum Requirements	24
28.0 Solo Tenor Drum Requirements	24
29.0 Solo Bugle Requirements.....	24
PHYSICAL ACTIVITIES COMPETITIONS.....	25
30.0 Ball Game Competition Staff	25
31.0 General Conditions.....	25
32.0 First Game – Bounce Return Relay (2) – Basketball	26
33.0 Second Game – Under and Over Relay (6) – Medicine Ball	26
34.0 Third Game – Run and Throw Relay (7) – Basketball	27
EDUCATION COMPETITIONS.....	28
35.0 Education Competition Staff	28
36.0 Pre-Registration	28
37.0 Education Display Competition.....	29
38.0 Education Essay Competition.....	30
39.0 Education Photography Competition.....	31

40.0	Modelling Competition.....	32
41.0	Balsa Chuck Glider Flying Competition.....	34
42.0	Aircraft Plastic Model 1/72nd Scale & 1/48th Scale.....	35
43.0	Kite.....	35
44.0	Aircraft Diorama.....	36
45.0	Plastic Model Aircraft - Group Build 1/72 Scale BAe Hawk.....	37
46.0	Rubber Powered Flying Model Competition.....	38
47.0	Non-Aeronautical Model.....	39
48.0	Squadron with the highest number of models.....	39
AFTERNOON PARADE		40
49.0	Afternoon Parade Staff.....	40
50.0	Dress.....	40
51.0	Duty of Care to Members.....	40
52.0	Afternoon Review Competition Entries.....	40
53.0	Photography.....	40
54.0	Afternoon Review Competition Requirements.....	41
55.0	Afternoon Parade Order.....	42
56.0	Afternoon Parade Procedure.....	43
FURTHER INFORMATION		44
57.0	Results.....	44
58.0	Trophy Return.....	44
59.0	Canteen.....	44
60.0	Requests for Further Information.....	44
Appendix A – Timetable.....		45
Appendix B – Field Competitions Map.....		46
Appendix C – Afternoon Parade		47

GENERAL INFORMATION

1.0 Intention

- 1.1 The New South Wales Group Annual Group Review and Field Competitions will be conducted on Sunday 8th September 2019 at The Crest, McClean St, Bass Hill.
- 1.2 **All Squadrons are required to attend** and are directed to take part in the Afternoon Parade. Squadrons with enough members to take part in Section Drill are also expected to compete in at least that competition.
- 1.3 All members of the New South Wales Group are requested to convey to as many parents and friends as possible an invitation to attend on this day where appropriate.

2.0 Dress

- 2.1 Members are required to wear full Australian Air League uniform as laid down in Section 18 of the Australian Air League Manual.
- 2.2 Medals and Decorations must be worn for afternoon parade. Only medals and badges authorised by the Australian Air League, and for which the member has an authority card, are to be worn.
- 2.3 Jumpers are not to be worn during competitions or for the final parade but may be worn at all other times where required.
- 2.4 Officer Tunics are only required for the Afternoon parade. During the day officers are not required to wear their Tunics, however rank epaulettes must be worn on the Uniform Shirt.
- 2.5 Membership Cards and Authority Cards must be carried for all rank, badges and medals worn.
- 2.6 Members are also reminded that when travelling to and from the Group Review that their uniforms must be full and correct.
- 2.7 Members not in full and correct uniform will not be allowed to compete or take part in the Afternoon Parade, in Field Competitions and in Solo Competitions. All Wing and Squadron OCs are expected to strictly enforce this directive.

3.0 Duty of Care to Members

- 3.1 It is the responsibility of all Squadron OCs to ensure that the members of their Squadron are fit and well throughout the day. Members who are feeling ill should not be allowed to take part in competitions or the afternoon parade.
- 3.2 Squadron OCs are to ensure members are provided with adequate shade, refreshments and sun protection at this Review.
- 3.3 Any injured or ill members are to be immediately referred to the designated Review First Aid Officer. Cadets are required to visit the recording room (Center Room) to request First Aid.
- 3.4 Wing OCs will ensure Squadron OCs within their Wing follow these directives.

4.0 Non-Smoking Event

- 4.1 As per the Australian Air League's policy on smoking (AAL Manual Section 1, Para 5.0) the New South Wales Group Review is a non-smoking event. All personnel are to strictly follow this directive. No person attending, including non-members, will be allowed to smoke.

5.0 Parking

- 5.1 The Top Car Park (located at the end of the driveway) will be closed to all traffic. The only cars allowed to be parked in the location will be the following: Review Staff, Group Staff and Official Guests. Parking permits will be issued at a later date.
- 5.2 The Parking along the driveway will be set aside for squadrons with the following: Education display, Bands. Parking permits will need to be applied for by the Squadron. Only 1 car per Squadron allowed.
- 5.3 Squadron's requiring a parking permit, are required to contact the Group Field Commissioner via email (field.nswbg@airleague.com.au). Permits must be applied for before the 1st September 2019.

6.0 Duty Squads and Duty NCO

- 6.1 The Morning Duty squad is **Keith Smith Wing**.
- 6.2 The Afternoon Duty squad is **Macarthur Wing**.
- 6.3 The Wing OC is to ensure all members of their Wing are available and present for duty when rostered. Duty Wing OCs and the Duty NCO should contact the GFC for further instructions.

7.0 Canteen

- 7.1 A canteen will be operating on the day. No units are permitted to sell food or refreshments other than the authorised canteen operators.
- 7.2 Units and individuals are also not permitted to sell other items, such as souvenirs or fund raise on the day without the prior permission from the Group Field Commissioner.

8.0 Competition Timetable

- 8.1 This year there will be a competition timetable in place
- 8.2 The Competitions are broken down into three (3) **90mins** blocks
 - 8.2.1 **Block 1** – 0900hrs to 1030hrs
 - 8.2.2 **Block 2** – 1030hrs to 1200hrs
 - 8.2.3 **Block 3** – 1200hrs to 1330hrs
- 8.3 Please note that Block 1 will start at the same time as Ball Games
- 8.4 Wings will be assigned competitions to complete within each time block. It is the responsibility of each squadron to ensure they complete the competition within the allocated time block.
- 8.5 Members attending Solo competitions will need to ensure they fit within this timetable. **Members tied up with Solo competition will not be a valid reason to miss completing competitions within the allocated time blocks.**

9.0 Timetable

- 9.1 Refer to APPENDIX A

FIELD COMPETITIONS

10.0 Field Competition Staff

10.1	Review Marshal	Gp. Comr. B. Fox
10.2	Review Adjutant	Sqn Lt. B. Garvin
10.3	Assistant Review Adjutant	Gp. Lt. B. Gregory
10.4	Band Marshal	Gp. Lt. C. Bailey
10.5	Review Registrar	Gp. Comr. J. Conrad
10.6	Review Recorder	Gp. Comr. R McKenzie

11.0 Competition Areas

- 11.1 The reporting tent for all competitions (solo and field) will be situated under the Grandstands. Refer to [Appendix B](#), Field Competitions Map for more details.

12.0 General Conditions of Entry to Field Competitions

12.1 **Age Limits**

The following age restrictions apply for competitions:

- 12.2 Members competing as NCOs or cadets must be under the age of 18 as at 8th September 2019
- 12.3 Members 18 and over and under 19 as at 8th September 2019 may compete provided they are carrying the rank of Warrant Officer only and wearing cadet/NCO uniform with Warrant Officer epaulettes.
- 12.4 Members over the age of 19 as at 8th September 2019 cannot compete, unless the competition allows for Officers to compete (i.e, Open Solos, Officer Section, Squad Drill).
- 12.5 Exceptions apply for Officer Section Drill, Squad Drill, and Band Drill competitions – see sections 15.0, 18.0, and 19.0 respectively for further details.
- 12.6 The allowance of Warrant Officers aged 18 to compete is to provide these members who have recently turned 18 to still take part in section, flag party and flight competitions. It is expected that units will still compete in the best possible spirit and not attempt to take advantage of these provisions unduly. It is the discretion of the marshals to allow or disallow entry
- ### 12.7 **Uniform Requirements**
- Members competing in field competitions must be wearing full and correct Australian Air League uniform – see [2.0](#) above.
- ### 12.8 **Membership Requirements**
- All members competing in field competitions must be current financial members of the Australian Air League. Members competing must have membership cards or proof of current membership (eg copy of receipt of joining fee).
- ### 12.9 **Entry to Competitions**
- Squadrons wishing to enter morning competitions must do so by completing the online form located here (<https://review.nsw.airleague.com.au>)
- ### 12.10 **Entry Cut Off Date**
- Entry online must be completed by **Sunday 25th August 2019.**

- 12.11 No entries will be accepted on the day, as judging sheet will not be provided. It is up to the Squadron and Wing OC's to ensure all competing Units and Members have been entered by 25th August 2019.
- 12.12 **Entry to Competition Areas**
No person other than those in charge of or participating in the competing unit is allowed onto the competition area during the competitions without prior consent of competition staff or in an emergency. **Any persons found in the competition areas may be liable for their competing unit disqualification.**
- 12.13 **Any photography must be taken outside the competition area. Any person found taking any photos/videos within the competition area is liable for the disqualification of the competing unit.** Squadron OC's are to ensure all persons in attendance are to adhere with the above. Allowance for any person must be made to the Review staff by 25th August 2019.
- 12.14 **Communication with Judges**
Only competition staff may communicate with judges. Units whose members and associates who do not adhere to this requirement are liable for disqualification.
- 12.15 **Correcting Step in Competitions**
NCOs in charge of competing units may, with discretion, correct the step if required. However, points will be deducted appropriately if they do so.

12.16 Protests and Disqualifications

- 12.16.1 All protests must be lodged in writing with the Review Marshal within thirty (30) minutes of the completion of the concerned unit's competition. **No protest will be accepted after this time limit.**
- 12.16.2 Should a dispute arise over any decision, it will be referred to the Chief Marshal whose decision shall be FINAL.
- 12.16.3 **Any Unit found cheating or being in any other way dishonest may find they are disqualified from all competitions.** Dishonest behaviour includes, but is not limited to, fielding NCOs with incorrect rank, competitors competing below their age groups, fielding non-financial members in competitions and interfering with the running of competitions.
- 12.16.4 The NSW Group relies on units' honesty and sense of fair play when entering competitions. Field Competition Staff (as listed in Section [10.0](#)) on the day however have the right to ask for proof of age, membership and/or rank where deemed necessary.

12.17 Judging

- 12.17.1 Units will be judged on the following:

On each Marker	Between each Marker
Correct order given - NCO	Step – Unit members are in the correct step
Correct Drill Movement performed	Step Length
	Heads
	Arm Swing
	Dressing
	Tempo – Steps per Minute

- 12.17.2 All of the above items will be judged as defined in the Australian Air League Manual
- 12.17.3 1 point will be added for any mistake made against the above

13.0 Uniform Inspections

- 13.1 Members will be issued with a unique barcode. Member Uniform Inspection results will be recorded against this barcode.
- 13.2 This will be the only uniform inspection conducted on the day and the points the member lost will be carried over to each competition in which they compete (i.e. when a member reports to compete). However, when member reports for competitions, a general check of the uniform will be conducted (i.e. Shirts tucked in, no food on shirts, dirt on pants) before the unit can compete.
- 13.3 If it is found the uniform is not of a required standard, the unit will not be allowed to compete until this is corrected.
- 13.4 Units are to report for Uniform Inspections before heading to Static Competitions, uniform judges will confirm if an inspection has already taken place. If not, the Uniform will be inspected at this point of time.
- 13.5 Members are required to carry their barcode at all times
- 13.6 If a member loses their barcode, another barcode will be issued, and their current Uniform Inspection points will be transferred to the new barcode.
- 13.7 Please note members are required to have all authority card with them for Uniform Inspections. Judges will check the following:
 - 13.7.1 Membership Card
 - 13.7.2 Rank Authority Card
 - 13.7.3 Special Awards Authority Card
 - 13.7.4 Member has the correct number of authority cards for the badges on their uniform
- 13.8 This system will also be used to ensure members are eligible to compete in the competition

14.0 Reporting for Competitions

- 14.1 When a unit is reporting for competitions, the whole unit will need to report to the reporting table.
- 14.2 At this point in time the Member's barcode will be scanned and that member will be assigned to that competition/Unit. Member will not be allowed to leave until they have completed the competition.
- 14.3 Squadrons will multiple units competing in the same competition are not required to send all units at the same time (as in the past). When members are scanned and assigned to the judging sheet, the system will validate members are eligible to compete in the competition.
- 14.4 The removal of the need for units to report at once is to allow squadrons to better plan when and where their members are competing.

15.0 Notes Regarding Competitions

- 15.1 Only one (1) set of competitions will be conducted over the course of the day. Each squadron will compete in the same competition regardless of the makeup of the squadron (i.e. – Single Gender vs Mixed Gender).

16.0 Competition Points

- 16.1 Each mistake noticed by each judge will incur a one (1) point lost in each competition
- 16.2 These points are then weighted to favour the Field Competition to determine the overall result
- 16.3 The Points will be weighted in the following manner:
 - 16.3.1 Uniform = 20%
 - 16.3.2 Static = 30%
 - 16.3.3 Field = 50%

17.0 Squadron Section Drill

- 17.1 All Squadrons may compete in Section Drill provided they have the correct complement.
- 17.2 All members competing must be under the age of 19 as at 8th September 2019. Members who are 18 years old must carry the rank of Warrant Officer. Members under the age of 18 must be an NCO or cadet.
- 17.3 All members in the Section must be from the same squadron.
- 17.4 Only one entry per Squadron is allowed.
- 17.5 This competition is open to Squadrons only.
- 17.6 Small Squadrons will be allowed to combine under 1 squadron to allow entry. The squadrons combining should be from the same Wing.

17.7 Complement Requirements:

- 17.7.1 *Total Number:* **6** including NCO in charge. Sections must have the full complement of 6 otherwise they are deemed to be non-competitive.
- 17.7.2 *NCO in Charge:* NCO in charge should be a Corporal. Where not available, a Leading Cadet may be used. Where no NCOs are available, a Cadet may be used. NCOs of a higher rank than Corporal cannot compete in Section Drill. **See exception for Warrant Officers in [16.7.4](#)**
- 17.7.3 *Section Members:* Must have **5** Cadets or Leading Cadets and no Corporals in the section. If Leading Cadets are present in the section, a Leading Cadet must be the marker. No section member can out rank the NCO in charge. **See exception for Warrant Officers in [16.7.4](#)**
- 17.7.4 *Warrant Officers* Members aged 18 as at 8th September 2019 may compete in any position provided they are carrying the rank of Warrant Officer and in cadet/NCO uniform with Warrant Officer epaulettes. No other Warrant Officers may compete. Rank Structure must still be applied if the Warrant Officer is a member of the section

17.8 Section Drill Diagram

- 17.9 The following describes the orders and diagram to be used for Section Drill Competitions (Squadron, Junior, Wing and Officer Competitions). This information is in line with Section 12 of the Australian Air League Manual Revision 5.

17.10 Fall in Orders

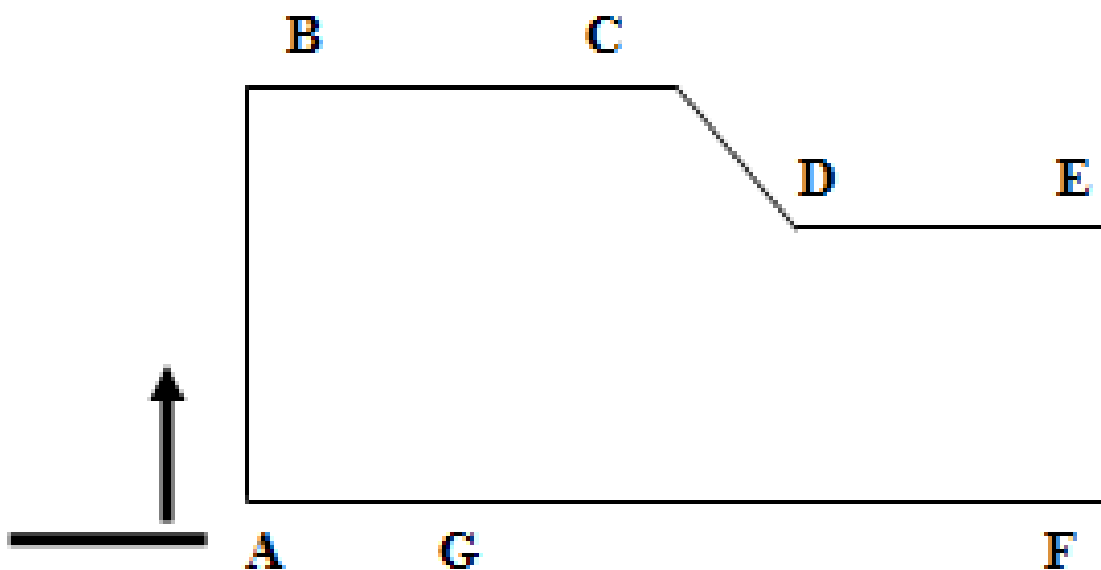
1. Section, on Parade
2. Marker Fall In
3. Marker Stand at Ease
4. Section Fall In
5. Section Attention
6. Section Number
7. Section, Right Dress
8. No. ##, Move forward/Move to the rear, Steady
9. Section Steady
10. Section Eyes Front

17.11 Diagram 9 Orders

- **A** Section, Quick March
- **B** Section, Change Direction Right, Right Form
- **B** Forward
- **C** Section, Incline to the Right, Right Incline
- **D** Section, Incline to the Left, Left Incline
- **E** Section, Move to the Right, Right Turn
- **F** Section, Change Direction Right, Right Wheel
- **G** Section, Halt

17.12 Diagram 9 – Section

Note: not to scale



18.0 Junior Section Drill

- 18.1 All Squadrons may compete in Junior Section Drill, provided they have the correct complement.
- 18.2 All members competing must be under the age of 11 as at 8th September 2019.
- 18.3 All members in the Junior Section must be from the same squadron.
- 18.4 Each squadron will be allowed to enter up to 4 units based on roll strength.
- 18.5 This competition is open to Squadrons only.

18.6 Extra Conditions for Squadrons entering more than one Junior Section:

- 18.6.1 No member may compete in more than one Junior Section.
- 18.6.2 Units are not required to report at the same time, as members will be validated for competition (as per 13.3)
- 18.6.3 The top placed Junior Section will represent the squadron in the overall standings.
- 18.6.4 The total number of Juniors that a Squadron intends to enter must be placed on the online form

18.7 Complement Requirements:

- 18.7.1 *Total Number:* **6** including NCO in charge. Junior Sections must have the full complement of 6 otherwise they are deemed to be non-competitive.
- 18.7.2 *NCO in Charge:* NCO in charge should be a Corporal. Where not available, a Leading Cadet may be used. Where no NCOs are available, a Cadet may be used. NCOs of a higher rank than Corporal cannot compete in Junior Section Drill.
- 18.7.3 *Section Members:* Must have **5** Cadets or Leading Cadets and **no** Corporals in the section. If Leading Cadets are present in the section, a Leading Cadet must be the marker. No section member can out rank the NCO in charge.

18.8 Junior Section Drill Diagram

- 18.9 Refer to sections [17.10](#) to [17.12](#) for details of the section diagram and orders.

19.0 Wing Section Drill

- 19.1 This competition is primarily for Squadrons who do not have enough members to compete in Squadron Section Drill in their own right. Sections taking part in this competition must be composed of at least 2 Squadrons from the same Wing and include at least one Squadron which does not have enough eligible members attending to take part in Squadron Section Drill. All individuals in a Section must be from the same Wing.
- 19.2 Other members for the section may come from squadrons who are competing in Squadron Section Drill. However, all persons taking part in Wing Section Drill must not also compete in Squadron Section Drill. In other words, individuals cannot participate in both Squadron Section Drill and Wing Section Drill.
- 19.3 All members competing must be under the age of 19 as at 8th September 2019. Members who are 18 years old must carry the rank of Warrant Officer. Members under the age of 18 must be an NCO or cadet.
- 19.4 Only one entry per Wing is allowed.
- 19.5 This competition is open to Wings only.
- 19.6 Complement requirements are as per Squadron Section Drill (Section 16.7).

19.7 Wing Section Drill Diagram

- 19.8 Refer to sections [17.10](#) to [17.12](#) for details of the section diagram and orders.

20.0 Officer Section Drill

- 20.1 All Squadrons and Wings may compete in Officer Section Drill provided they have the correct complement. This competition is open to Officers, Trainee Officers and Warrant Officers.
- 20.2 Wings may compete provided that the members of the Wing's section do not also compete with their Squadron.
- 20.3 Only one entry per Wing or Squadron is allowed.

20.4 Complement Requirements:

- 20.4.1 *Total Number:* 6 including Officer in charge. Sections must have the full complement of 6 otherwise they are deemed to be non-competitive.
- 20.4.2 *Section Members:* May be Officers, Warrant Officers or Trainee Officers.

20.5 Officer Section Drill Diagram

- 20.6 Refer to sections [17.10](#) to [17.12](#) for details of the section diagram and orders.

21.0 Flight Drill

- 21.1 All Squadrons may compete in Flight Drill provided they have the correct complement.
- 21.2 All members competing must be under the age of 19 as at 8th September 2019. Members who are 18 years old must carry the rank of Warrant Officer. Members under the age of 18 must be an NCO or cadet.
- 21.3 All members competing must be from the same Squadron.
- 21.4 This competition is open to Squadrons only.
- 21.5 Squadrons may enter more than one flight. If a Squadron is entering more than one flight they must follow the conditions set out at Section [21.6](#)

21.6 Extra Conditions for Squadrons entering more than one flight:

- 21.6.1 No member may compete in more than one flight.
- 21.6.2 Units are not required to report at the same time, as members will be validated for competition (as per 13.3)
- 21.6.3 The top placed Flight will represent the squadron in the overall standings.
- 21.6.4 The total number of flights that a Squadron intends to enter must be placed on the online form.

21.7 Complement Requirements for each Flight entered:

- 21.7.1 *Total Number:* **MAXIMUM – 19** (including NCO in charge)
MINIMUM – 13 (including NCO in charge). One point will be deducted for each member short of the full complement of 19. Flights with less than 13 members are deemed to be non-competitive.
- 21.7.2 *NCO in Charge:* NCO in charge should be a Sergeant. Where not available, a Corporal or Leading Cadet may be used. Where there is a Squadron Sergeant in the squadron but no Sergeants, the Squadron Sergeant is permitted to take the flight. **See exception for Warrant Officers in [21.7.5](#).**
- 21.7.3 *Markers:* No marker may out rank the NCO in charge. No Sergeants or Squadron Sergeants may be a marker. **3** Corporals and/or Leading Cadets may be the markers. Where there is less than 3 Corporals or Leading Cadets in the flight, cadets may be used. **See exception for Warrant Officers in [21.7.5](#).**
- 21.7.4 *Flight Members: (Other than than markers)* Minimum is 9, maximum is 15. No flight member may out rank the NCO in charge or the markers. No Squadron Sergeants, Sergeants or Corporals may be a member of the remainder of the flight. A maximum of 15 Leading Cadets or Cadets may be in the remainder of the flight. **See exception for Warrant Officers in [21.7.5](#).**
- 21.7.5 *Warrant Officers* Members aged 18 as at 8th September 2019 may compete in any position provided they are carrying the rank of Warrant Officer and in cadet/NCO uniform with Warrant Officer epaulettes. No other Warrant Officers may compete. Rank Structure must still be applied if the Warrant Officer is a member of the Flight.

21.8 Flight Drill Diagram

21.9 The following describes the orders and diagram to be used for the Flight Drill Competition. This information is in line with Section 14 of the Australian Air League Manual Revision 5.

21.10 Fall in Orders

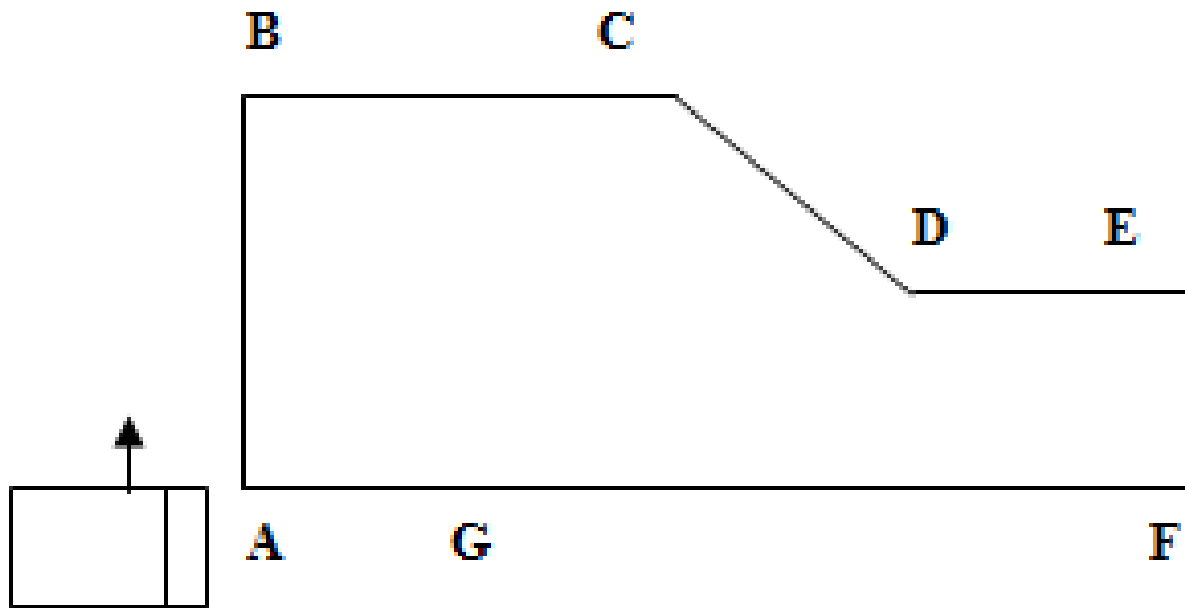
1. Flight on Parade
2. Markers Fall In
3. Markers Cover Off
4. Markers Stand at Ease
5. Flight Fall In
6. Flight Attention
7. Flight Number
8. Flight Right Dress
9. No. ##, Move forward/Move to the rear, Steady
10. A Section Steady
11. No. ##, Move forward/Move to the rear, Steady
12. B Section Steady
13. No. ##, Move forward/Move to the rear, Steady
14. C Section Steady
15. Flight Steady
16. Flight Eyes Front

21.11 Diagram 9 Orders

- **A** Flight, By the left, Quick March
- **B** Flight, Change Direction Right, Right Form
- **C** Flight, Move to the Right, Right Incline
- **D** Flight, Move to the Left, Left Incline
- **E** Flight, Move to the Right, Right Turn
- **F** Flight, Change Direction Right, Right Wheel
- **G** Flight, Halt

21.12 Diagram 9 – Flight

Note: not to scale



22.0 Flag Party Drill

- 22.1 All squadrons may compete in Flag Party Drill, provided they have the correct complement.
- 22.2 All members competing must be under the age of 19 as at 8th September 2019. Members who are 18 years old must carry the rank of Warrant Officer. Members under the age of 18 must be an NCO or cadet.
- 22.3 All members in the Flag Party must be from the same squadron.
- 22.4 Only one entry per squadron is allowed.
- 22.5 This competition is open to Squadrons only.

22.6 Complement Requirements:

- 22.6.1 *Total Number:* **7** (including NCO in charge). Flag Parties must have the full complement for a Flag Party with 3 flags and 3 escorts.
- 22.6.2 *NCO in Charge:* NCO in charge should be a Sergeant. Where not available, a Corporal or Leading Cadet may be used. Where there is a Squadron Sergeant in the Squadron but no Sergeants, the Squadron Sergeant is permitted to take the Flag Party. **See exception for Warrant Officers in [22.6.5](#).**
- 22.6.3 *Bearer:* **3**. Should be Corporal or Leading Cadet in rank. No ranks higher than Corporal can be a bearer. No bearer may outrank the NCO in charge **See exception for Warrant Officers in [22.6.5](#).**
- 22.6.4 *Escorts:* **3**. Should be Leading Cadet or Cadet in rank. No ranks higher than Leading Cadet can be an escort. No escort may outrank the NCO in charge or a bearer **See exception for Warrant Officers in [22.6.5](#).**
- 22.6.5 *Warrant Officers* Members aged 18 as at 8th September 2019 may compete in any position provided they are carrying the rank of Warrant Officer and in cadet/NCO uniform with Warrant Officer epaulettes. No other Warrant Officers may compete. Rank Structure must be applied if the Warrant Officer is a member of the Flag Party

22.7 Flag Party Drill Diagram

- 22.8 The following describes the orders and diagram to be used for the Flag Drill Competition. This information is in line with Section 13 of the Australian Air League Manual Revision 5.

22.9 Fall in Orders

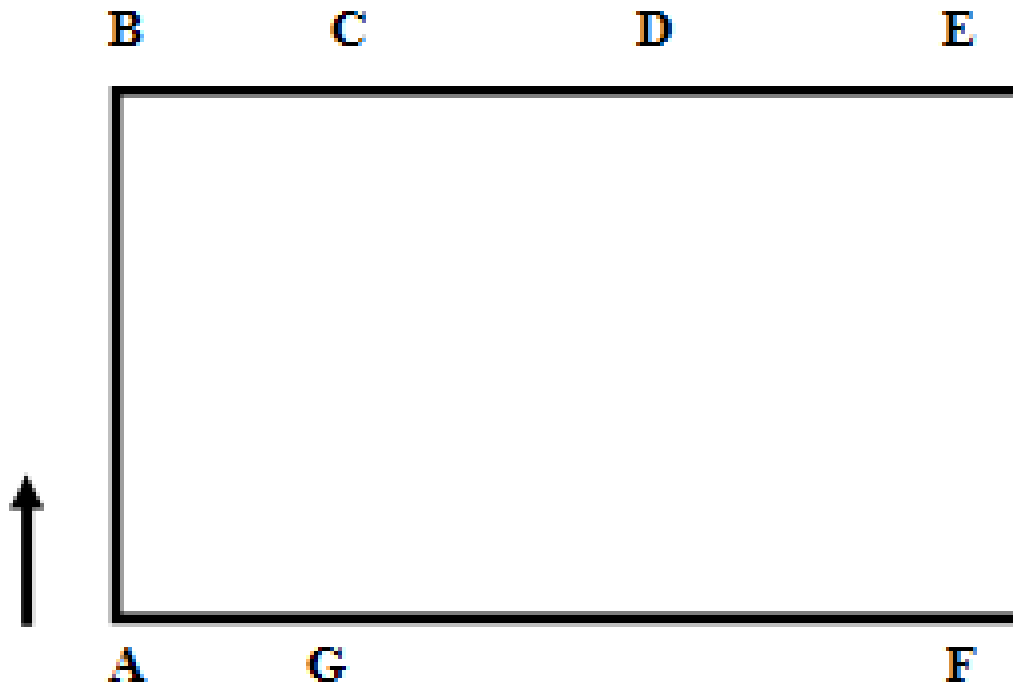
1. Flag Party prepare to Fall In
2. Flag Party, Bearers, Fall In
3. Flag Party, Escorts on the Bearers, Fall In
4. Bearers Slope Flags
5. Flag Party Right Dress
6. No ## Bearer, Move forward/Move to the rear, Steady
7. Bearers Steady
8. No ## Escort, Move forward/Move to the rear, Steady
9. Escorts Steady
10. Flag Party Steady
11. Flag Party Eyes Front
12. Bearers Order Flags
13. Flag Party Stand at Ease
14. Flag Party Attention
15. Bearers Carry Flags
16. Bearers Slope Flags

22.10 Diagram 9 Orders

- **A** Flag Party, Carry Flags
- **A** Flag Party, By the Centre, Quick March
- **B** Flag Party, Change Direction Right, Right Wheel
- **C** Flag Party, Into Slow Time, Slow March
- **D** Flag Party, Into Quick Time, Quick March
- **E** Flag Party, Change Direction Right, Right Wheel
- **F** Flag Party, Change Direction Right, Right Wheel
- **G** Flag Party, Counter, March
- **F** Flag Party, Counter March
- **G** Flag Party, Halt
- **G** Flag party, Order Flags

Diagram 9 – Flag Party

Note: not to scale



23.0 Small Flag Party Drill

- 23.1 All squadrons may compete in Small Flag Party
- 23.2 Squadrons which elect to compete in Flag Party Competitions are unable to compete in the Small Flag Party Competition
- 23.3 Squadrons which elect to compete in Small Flag Party Competitions are unable to compete in the Flag Party Competition
- 23.4 **Complement Requirement**
 - 23.4.1 Total Number: 4 including NCO in charge.
 - 23.4.1.1 Small Flag Party must be made up of Squadron Flag Bearer, 2 Escorts and NCO in Charge
- 23.5 All other rules for Flag Party Competition apply
- 23.6 **Small Flag Party Diagram**
- 23.7 Refer to sections [22.9](#) to [22.11](#) for details of the diagram and orders
- 23.8 **Counter March for Small Flag Party**
 - 23.8.1 Order remains the same as a full flag party, with the following taking place
 - 23.8.1.1 Bearer and NCO complete a Right About Wheel
 - 23.8.1.2 Right Escort performs a Left Wheel and passes between the Bearer and Left Escort
 - 23.8.1.3 Left Escort performs a Right Wheel and marches on the outside around the Right Escort
- 23.9 **Fall in for a Small Flag Party**
 - 23.9.1 Orders remain the same, however the Bearer is addressed as Bearer not Bearers
 - 23.9.2 Dressing Bearer is not required
 - 23.9.3 Dressing Escorts refer to left or right
 - 23.9.4 All other orders remain the same.

24.0 Squad Drill

- 24.1 All Squadrons may compete in Squad Drill, provided they have the correct number of participants.
- 24.2 All competing Cadets and NCOs must be under the age of 18 as at 8th September 2019. There is no age restriction for Officers (including Warrant Officers and Trainee Officers).
- 24.3 Warrant Officers aged 18 as at 8th September 2019 may compete in a cadet/NCO position provided they are wearing a cadet/NCO uniform with Warrant Officer epaulettes. Other Warrant Officers must compete in an Officer position.
- 24.4 All members in the Squad must be from the same squadron.
- 24.5 Only one entry per Squadron is allowed.
- 24.6 This competition is open to Squadrons only.

24.7 Complement Requirements:

- 24.7.1 Total Number: **MAXIMUM – 16.** (2 Officers, 14 Cadets with any amount of NCOs).
MINIMUM – 13. (2 Officers, 11 Cadets with any amount of NCOs).
One point will be deducted for each member short of the full complement of 16. Squads with less than 13 members are deemed to be non-competitive.
- 24.7.2 Members: **Squad OC** (Must be an Officer, Trainee Officer or Warrant Officer)
Squad Adjutant (Must be an Officer, Trainee Officer or Warrant Officer and cannot out rank the Squad OC).
1 Flag Party NCO
1 Flag Bearer (Carrying Squadron Flag – cannot out rank Flag Party NCO)
2 Flag Escorts (Cannot out rank Flag Bearer or Flag Party NCO)
1 Flight NCO
Flight - At least **6** and not more than **9 flight members**. Members of the Flight cannot out rank the Flight NCO.

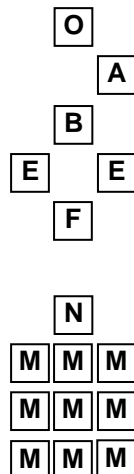
24.8 Squad Drill Diagram

- 24.9 The following describes the orders and diagram to be used for the Squad Drill Competition.

24.10 Squads are to take the following form:

Key:

- O** OC Squad
A Adjutant Squad
B Flag Bearer
E Flag Escorts
F Flag NCO
N Flight NCO
M Flight Members

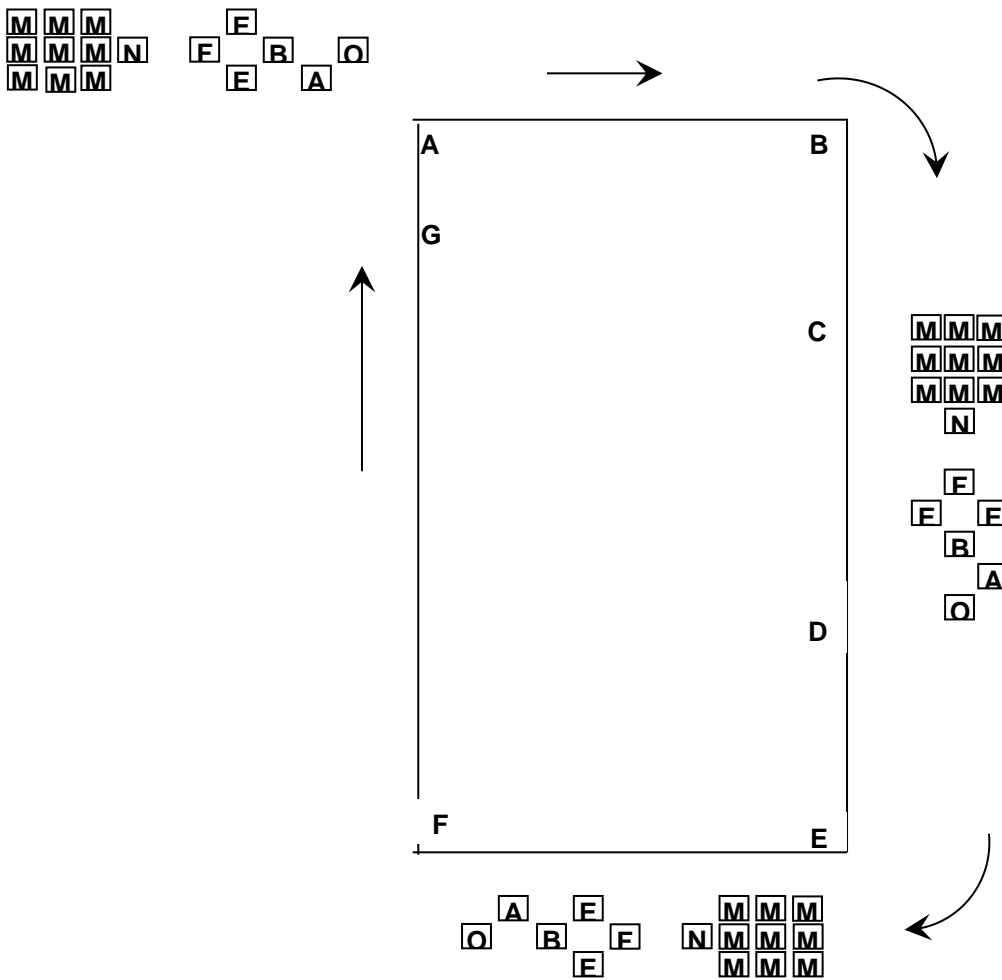


24.11 Squad Diagram Orders

- **A** Squad, Carry Flag
- **A** Squad, Quick - March
- **B** Squad, Change Direction Right, Right Wheel
- **C** Squad, General Salute Eyes, Right
- **D** Squad, Eyes, Front
- **E** Squad, Change Direction Right, Right Wheel
- **F** Squad, Change Direction Right, Right Wheel
- **G** Squad, Halt

24.12 Diagram – Squad Drill

Note: not to scale



25.0 Band Drill

- 25.1 The compulsory tune for 2019 is Tune No. 20 – Maynards Fancy
- 25.2 This competition is open to Squadron and Wing Bands only.
- 25.3 Squadrons may enter more than one band. If a Squadron is entering more than one band must field a full band (24 Members) before any additional bands.

25.4 Wing Band Requirements:

- 25.4.1 Wing bands must meet the criteria as set out in the AAL Manual Section 20, paras 13.0 to 13.5 in order to be competitive.
- 25.4.2 Wing bands must not consist of an over-representation of members from any one squadron. No more than one third of the overall Combined Band compliment shall be made up from any one squadron.
- 25.4.3 If required, players who have already competed with their respective Squadron Band may be included in the Wing band so long as the proportion of contributor players from that Squadron does not exceed one third of the overall Wing Band compliment.
- 25.4.4 If a Wing Band consists of only two squadrons, the ratio of player compliment will be determined by the Review Marshall.

25.5 Complement Requirements:

- 25.5.1 Total Number: **MAXIMUM – 24.** (1 Drum Major, **23** Players).
MINIMUM – 10. (1 Drum Major, **9** Players). One point will be **added** for each member over the complement of 10. Bands with less than 10 members are deemed to be non-competitive.

25.6 Music Requirements:

- 25.6.1 Bands will play one fixed piece of music which shall be the tune "Maynards Fancy" and one free choice piece. The fixed piece is to be played twice on the march. The first time on commencing manoeuvres and the second time so that the tune will be completed at the conclusion of the manoeuvres. The band shall come to a halt when the front rank of the Band is in line with the last marker. Upon the front rank of the Band reaching the last marker, the Band may mark time and or halt on the Drum Majors signal and continue to play to the end of the tune.
- 25.6.2 Alternatively, upon the front rank of the Band reaching the last marker, the Band shall immediately "crash halt" on the Drum Major's signal.
- 25.6.3 After the Band has come to the Halt and completed the fixed piece, the Drum Major will give the order for the Band to play its free choice. During the playing of the free choice, the Band is not required to remain at the halt and may change formation.
- 25.6.4 Music for Salutes shall not be played during the competition. (eg General Salute or Last Post).

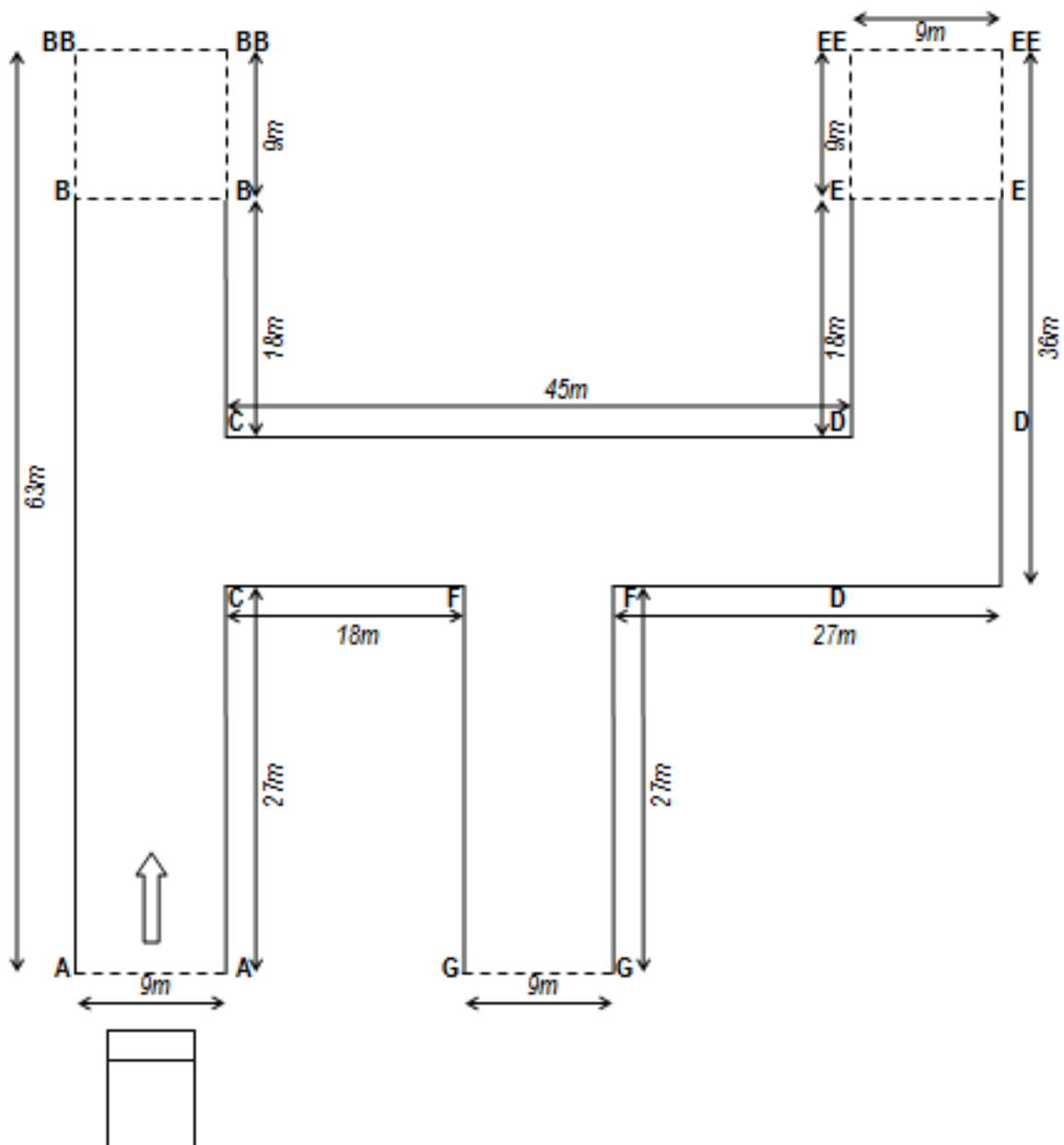
25.7 Drum Major Requirements:

- 25.7.1 To be eligible for the Drum Major competition, the Drum Major must be under the age of 18 as at 8th September 2019 provided they are an NCO or cadet, **OR** if aged 18 as at 8th September 2019 be carrying the rank of Warrant Officer. Other Warrant Officers, Trainee Officers, Officers or other cadets and NCOs aged 19 and over as at 8th September 2019 will be deemed non-competitive as a Drum Major.

25.8 Diagram 9 Orders

- **A** Quick March
- **BB** Counter March
- **B** Cross Counter March, Forward
- **C** Left Wheel
- **D** Left Wheel
- **EE** Gate Counter
- **E** Forward
- **D** Right Wheel
- **F** Left Wheel
- **G** Halt
- Free Choice

25.9 Diagram 9 – Band Drill



SOLO COMPETITIONS

26.0 Solo Competitions - General

26.1 Solo Competitions are as follows:

26.1.1 **Snare Drum:** Junior (Ages 8 to 11)
Cadet (Ages 12 to 15)
Senior (Ages 16 to 17)
Open (18 and over)

26.1.2 **Tenor Drum:** Junior (Ages 8 to 11)
Cadet (Ages 12 to 15)
Senior (Ages 16 to 17)
Open (18 and over)

26.1.3 **Bugle:** Junior (Ages 8 to 11)
Cadet (Ages 12 to 15)
Senior (Ages 16 to 17)
Open (18 and over)

26.2 **Ages**
Ages are as at 8th September 2019. All members must compete within their age group regardless of rank.

26.3 **Entry Forms**
All members wishing to compete must be included on the online form.

26.4 **Entry Form Cut Off Date**
Entry forms must be in the possession of the Group Field Officer by **Sunday, 25th August 2019**, using the online form described in section [12.9](#) of this circular.

26.5 **Start Time and Other Information**
Solo competitions will commence at 0830 hours, and it is the responsibility of individual Squadrons to ensure Soloists have completed their entries so as to participate in the Field Diagrams. Please note Field competitions will not be delayed for members participating in solo competitions.

26.6 **Competition Running**
Solo competitions will alternate squadrons with Members who are waiting for judging. For example, if 3 squadrons each have members awaiting, then the following will take place. Member from Squadron 1 is judged, then member from Squadron 2 is judged, then member from squadron 3 is judged, then back to Squadron 1.

26.7 **Further Information**
For further information relating to the Band and Solo competitions please refer to the Group Band Officer.

27.0 Solo Snare Drum Requirements

- 27.1 Competitors in the Solo Snare Drum competition shall be required to play a two 3 beat roll introduction and then play the compulsory tune "Maynards Fancy".
- 27.2 At the conclusion of the compulsory tune, and on the Judge's instruction, the competitor shall play a free choice piece tune. With the exception of General Salute and Last Post, this tune may be played at the discretion of the competitor.
- 27.3 Musical performance played during a free choice piece tune can be as creative as the competitor wishes.

28.0 Solo Tenor Drum Requirements

- 28.1 Competitors in the Solo Tenor Drum competition shall be required to play the compulsory tune "Maynards Fancy".
- 28.2 At the conclusion of the compulsory tune, and on the Judge's instruction, the competitor shall play a free choice piece tune. With the exception of General Salute and Last Post, this tune may be played at the discretion of the competitor.
- 28.3 Musical performance played during a free choice piece tune can be as creative as the competitor wishes.

29.0 Solo Bugle Requirements

- 29.1 Competitors in the Solo Tenor Drum competition shall be required to play the compulsory tune "Maynards Fancy".
- 29.2 At the conclusion of the compulsory tune, and on the Judge's instruction, the competitor shall play a free choice piece tune. With the exception of General Salute and Last Post, this tune may be played at the discretion of the competitor.
- 29.3 Musical performance played during a free choice piece tune can be as creative as the competitor wishes.

PHYSICAL ACTIVITIES COMPETITIONS

30.0 Ball Game Competition Staff

30.1 Competition O.C. – Wg. Capt. Scott Marks

31.0 General Conditions

31.1 There will be two (2) ball games competitions held this year – Squadron Ball Games and Junior Ball Games. Please refer to point 30.4.1 and 30.5.1

31.2 Each squadron is invited to enter one (1) team in each ball games competitions. The Ball Games Competitions shall be conducted in accordance with the Australian Air League Manual, Section 24.

31.3 All squadrons who wish to enter a team must supply one (1) time keeper over the age of eighteen (18). Any squadron who does not supply one (1) time keeper shall not be permitted to take part in the competition.

31.4 Squadron Ball Game Teams

31.4.1 Each team shall consist of eight (8) members who shall be under the age of eighteen (18) years. Teams must be dressed in Physical Education attire in accordance with Section 18 of the Australian Air League Manual. AAL uniform shall not be worn in substitution of Physical Education attire. All members of a team shall be dressed the same. Any team not dress in accordance with these conditions shall not be permitted to take part in the competition.

31.5 Junior Ball Game Teams

31.5.1 Each team shall consist of six (6) members who shall be under the age of twelve (12) years. Teams must be dressed in Physical Education attire in accordance with Section 18 of the Australian Air League Manual. AAL uniform shall not be worn in substitution of Physical Education attire.

31.5.2 Squadrons can combine to enter units.

31.6 All team members must be current financial members.

31.7 The ball to be used for each game as nominated shall be as follows:

31.8 Medicine Ball:

31.9 Medicine balls used in AAL physical activities competitions shall weigh at least 2.25 kilograms. No restrictions shall apply to the circumference of medicine balls.

31.10 Basket Ball:

31.11 Basket balls used in AAL physical activities competitions shall be a regulation competition ball 76.25 cm in circumference.

31.12 Procedure:

31.13 All commands shall be given by one (1) blow of a whistle from the competition official.

31.14 First Whistle:

31.15 Team standing at attention on the markers with the team captains standing on the first marker, with the appropriate ball at their feet.

31.16 Second Whistle:

31.17 Teams assume the ready position appropriate to the particular game to be played.

31.18 Third Whistle:

31.19 Game commences. If a false start has occurred, this will be indicated by two (2) rapid whistle blows. In such a circumstance the teams shall stop immediately and return to their original positions at which stage the competition shall commence again. All positions of team members will be indicated on the ground by means of markers. This will also be used as a line marker if the game requires the team members to move to a given point.

- 31.20 Movement off the markers will result in disqualification, except if changing position due to rotation or where a game permits members to bunch up. Teams line up in single file on parallel lines to each other no closer than three (3) metres apart. Each team occupies one line. The lines are marked at intervals of one (1) metre from front to rear with the team captain on the first marker

32.0 First Game – Bounce Return Relay (4) – Basketball

- 32.1 Teams line up in single file on parallel lines to each other no closer than three (3) metres apart. Each team occupies one line, the lines are marked at intervals of one (1) metre from front to rear with the team captain on the first marker.
- 32.2 **"First whistle"** All of the team is standing to attention and the captain has the ball at his/her feet.
- 32.3 **"Second whistle"** Ready Position. The Captain picks up the ball and the remainder of the team bunch up behind the captain (moving off the markers).
- 32.4 **"Third whistle"** Game Commences. Captain runs to the three (3) metre marker in front of the team, stops and throws the ball back to the next player. The Ball must bounce once (1) during the pass. The captain then runs down the right hand side of the team to take up a position at the rear of the team. At the same time the member who caught the ball runs to the front marker and passes the ball to the next player in the same manner as the captain, and so on till the captain is back on his/her marker, along with each team member on his/her marker, standing to attention and the captain with the ball at his/her feet, indicating that they have finished.
- 32.5 Members throwing the ball back to the team must be standing at attention and stationary before throwing the ball back to the team.
- 32.6 Members catching the ball must not leave their position prior to receiving the ball.
- 32.7 If the member receiving the ball drops it, they must after retrieving it start their run to the throwing line from the front marker.

33.0 Second Game – Under and Over Relay (6) – Medicine Ball

- 33.1 Teams line up in single file on parallel lines to each other no closer than three (3) metres apart. Each team occupies one line, the lines are marked at intervals of one (1) metre from front to rear with the team captain on the first marker.
- 33.2 **"First whistle"** All of the team is standing to attention and the captain has the ball at his/her feet.
- 33.3 **"Second whistle"** Ready Position. Captain picks up the ball and assumes feet astride position, second member assumes a crouched position and the third member standing feet astride and so on to the last member who remains standing.
- 33.4 **"Third whistle"** Captain passes the ball through his/her legs to the second member who passes it over his/her head to the third member who passes it between his/her legs to the fourth member and so on to the last member, who on receiving the ball, will run up the right hand side of the team carrying the ball and taking up the front position of the team whilst the other members move back one place. The manoeuvre is repeated until the captain receives the ball as the last member, at which time he/she runs to the three-metre marker places the ball at his/her feet and stands to attention with the rest of the team to indicate that they have finished.
- 33.5 It is permitted for the second, fourth and sixth member of the team to crouch - (Crouch - not sitting only to have feet and hands only on the ground..
- 33.6 No member is permitted off the marker position; the only exception will be during the rotation of the team.

34.0 Third Game – Run and Throw Relay (7) – Basketball

- 34.1 Teams line up in single file on parallel lines to each other no closer than three (3) metres apart. Each team occupies one line, the lines are marked at intervals of one (1) metre from front to rear with the team captain on the first marker.
- 34.2 **"First whistle"** All of the team is standing to attention and the captain has the ball at his/her feet.
- 34.3 **"Second whistle"** Ready position - Captain picks up the ball, the remainder of the team moves off the markers and form up behind the captain.
- 34.4 **"Third whistle"** Game Commences. Captain holding the ball runs to and around the three (3) metre marker, some time on the way back, the captain throws the ball to the next member. Who on receiving the ball commences their run to the marker, the captain and progressive members will run to the rear of the team on the right hand side. This will continue till the captain is back on the front Marker with the ball at his/her feet, standing at attention with the team on their markers also standing at attention to indicate that the team is finished.
- 34.5 The ball must be thrown to each member in the team and NOT passed
- 34.6 he member receiving the ball must actually have it prior to commencing his/her run from the first marker.
- 34.7 If the ball is dropped it must be returned to the thrower for another throw and continued until it is caught

EDUCATION COMPETITIONS

35.0 Education Competition Staff

- 35.1 Competition OC – Wg. Capt. Brendan Willard
- 35.2 Competition 2.I.C – 2nd Off. Erin Freaney
- 35.3 Model Registrars – Gp. Lt. Robert Roby and Sqn. Capt. Steven Kilpatrick
- 35.4 Chuck Glider & Rubber powered Contest Director – TBA
- 35.5 Judges.
- 35.5.1 Wing and Squadron Education Officers are to report to Group Education Officer to form a pool of judges for the competitions.

36.0 Pre-Registration

- 36.1 As in the previous years, Pre-Registration for both the 'Education Display' and the Modelling Competition entries via the web at;
- 36.2 <https://review.nsw.airleague.com.au>
- 36.3 This year's Group Education Pre-Registration will be completely paperless.
- 36.4 The procedure is along the same lines as that used for the Federal Review Education Display and Modelling Competitions.
- 36.5 Online registration is to be completed and submitted to the Group Education Commissioner no later than Sunday 25th August 2019. The web won't accept entries after the close off and no Display's or Models that have not been Pre-Registered will be accepted on the day of the competition.
- 36.6 Education Essay Entries are to be submitted no later than last post Monday 26th August 2019. Entries submitted on the Review Day will NOT be accepted as pre-judging will take place in this competition alone.**

37.0 Education Display Competition

- 37.1 The theme for the Education Display this year is **"Project Apollo – The Race for the Moon"**
- 37.2 The display must be started from scratch and not include any part of a previous Education Display.

37.3 Conditions of Entry

- 37.3.1 All entries in the Education Display must comply with the following provisions.
- 37.3.2 All displays must be pre entered on the attached Entry Form. (See note on entry form).
- 37.3.3 All displays must be registered prior to assembly.
- 37.3.4 Display shall not exceed two square metres in size (this is not 2 metres square) and cannot be longer than 2 metres.
- 37.3.5 All entries are to be planned around a maximum table size of 2 metres long by 1 metre wide. Tables will not always be provided for displays, so squadrons are asked to plan for this e.g. bring your own legs or trestles etc.
- 37.3.6 Squadrons wishing to display items which may be regarded as unconventional in shape or requiring special items of equipment are to advise the Group Education Officer well before the event.
- 37.3.7 Electricity is available in the display area but extension cords, power boards etc. shall be provided by the Squadron.
- 37.3.8 Displays shall be erected and dismantled by Squadron personnel.
- 37.3.9 Displays are to be erected between 8:30 am and 10:00 am and are to remain assembled until after the final parade.
- 37.3.10 A list of all participants **must be included** with the Display; this may be checked against Group records. The work **MUST** be only that of Uniform Members of the Squadron, Cadets must supply/do 80% of the work. Officers may help in a limited capacity, and Lay Members may act as advisers.
- 37.3.11 The Squadron name must not be anywhere on the display prior to judging but may be placed on the display after judging. **The list of cadets who worked on the display and what their participation was should be handed to the Group Education Officer at the time of entry.**

37.4 Display Judging

- 37.4.1 Judging will be by independent judges from Federal or Group Staff and outside of the League. In the event that there are no independent judges available, the GExC and/or other members of the Group, Wing & Squadron Staff will be asked to judge the competition. Note: No Squadron staff will be asked to judge if their Squadron has entered the competition.
- 37.4.2 The Judges will not be judging 'Adherence to Rules and Cadet Participation', this will be judged by the GEO.
- 37.4.3 Squadron education displays will be judged on the following criteria with points allocated as indicated:
- 37.4.3.1 **Layout (10 points):** A well-structured and uncluttered display is expected. Information should be laid out which allows the viewers/judges to clearly follow progression or development over the period covered within the topic.
- 37.4.3.2 **Materials & Skills (15 points):** The use of a wider range of materials and skills to put the display together will be award higher points. Items such as models, dioramas, creativity in design, board structure, technology and effects contribute to this area. No preference shall be given to hand sketched compared to photos or magazine pictures. The materials used, and skills shown should reflect the level of the Cadets.
- 37.4.3.3 **Content (40 Points):** Points will be award based upon the coverage of the full theme and the level of depth in the research shown. Content should be educational to viewers and judges and show the learning of the Cadets in the areas covered in the theme while completing the display. Squadrons should provide a reference list of where the information

was obtained to show evidence of research level. The writing should be reflective of the age of the Cadets completing the display. Straight copy and paste of text from websites would lower marks.

- 37.4.3.4 **Overall Finish (15 points):** Legibility at a viewing distance of 1.5 metres is essential and the initial appearance would attract a viewer to approach the display. The quality of workmanship shall be assessed taking into account the age of the members used in the preparation of the display.
- 37.4.3.5 **Adherence to Rules (5 points):** Points will be deducted for each rule not adhered to e.g. entry form not completed with all relevant information, late entry or cadet participation level not indicated.
- 37.4.3.6 **Cadet Participation (20 points):** Names and ages of members must appear on a separate document indicating which member is responsible for which component of the display. This may be at a research, drawing, sheet, operating component or written section level. Where a number of cadets completed one component, their combined names should appear. The greater the percentage of members of a squadron participating, the higher the mark, based upon the squadron strength at 30 June 2019. This information is to be supplied by each squadron and shall be attached to the entry form or handed to the GEO at the time of entry on the day of the competition.

38.0 Education Essay Competition

- 38.1 The theme for the Education Essay this year is **"Project Apollo – The Race for the Moon"**

38.2 Competition Age Groups and Criteria

Group One	8-11 Years	A simple project type of presentation in a project book
Group Two	12-14 Years	An essay of between 1000 and 1500 words
Group Three	15-17 Years	An essay of between 1500 and 2000 words
Group Four	18 Years +	An essay of between 2500 and 3500 words

38.3 Conditions of Entry

- 38.3.1 All entrants must be financial uniformed members of the Australian Air League.
- 38.3.2 Only one entry may be submitted per member.
- 38.3.3 **All entries are to be submitted by last post on Monday 26th August 2019.**
- 38.3.4 Each entry must be clearly marked with the entrant's name, age, certificate number, and Squadron name.
- 38.3.5 All entries must accompany the entry form provided and be submitted by the prescribed date.

38.4 Judging

- 38.4.1 All entries will be displayed as part of the education display at the 2019 Group Review. Judging for the essay competitions will be based on the following criteria;

38.5 Presentation

- 38.5.1 The overall appearance of the information presented will be judged. The layout should be clear and well presented, where pictures have been attached to the page, the alignment with other elements and neatness will be considered. Neat handwriting will be considered as equivalent to typed/printed information. Typed essays are to use **font Arial** in **size 11**, with **line spacing of 1.5**.

38.6 Content

- 38.6.1 Preference will be given to those presentations and essays that more extensively cover the theme compared to those which choose to cover a narrow part of the theme.

38.7 Accuracy of Information

38.7.1 Information will be checked for accuracy. Misleading, outdated or incorrect information will be marked down. Presentations and essays that present more detailed information relevant to the topic is preferred. For those in Group Three and Group Four, it is expected that proper referencing and a bibliography is included. This will NOT be counted towards the word count.

38.8 Interest Level for the Reader

38.8.1 This judging criterion shall be based on how well the attention of the reader is captured by the way the information is presented and take into consideration the age of the entrant.

38.9 Structure

38.9.1 The presentation or essay will be judged on the way the information flows from the introduction to the conclusion. Information that is grouped appropriately will be preferred over information that is presented in a haphazard fashion.

38.10 Wording

38.10.1 Preference will be given to those presentations and essays that do not merely contain words that have been copied from other sources. Efforts made by the member to expand on the theme in their own words will be recognised. It is permissible to use internet for research, but obvious 'internet downloads' without substantial member input will not be judged favourably.

39.0 Education Photography Competition

39.1 There are two categories for the photography competition;

35.1.1 Commercial Aircraft

The photos can be of either commercial or ex-commercial aircraft. Ex-commercial aircraft can be found at Air Shows and Museums. It is encouraged that Squadrons organise a visit to an Air Show or Museum as part of this competition.

35.1.2 Bridge

Any type of bridge can be used, whether railway, road or pedestrian. Squadrons are encouraged to organise visits to local bridges to aid members in the taking of photographs.

39.2 Competition Age Groups and Criteria

Group One	8-11 Years
Group Two	12-14 Years
Group Three	15-17 Years
Group Four	18 Years and Over

39.3 Conditions or Entry

35.3.1. All entries in the Education Display must comply with the following provisions:

35.3.1.1. All photographs must be pre-submitted with the Entry Form which will be issued later in the year.

35.3.1.2. All entrants must be current financial uniformed members of the Australian Air League.

35.3.1.3. Only one entry per topic may be submitted. Members may enter one or both topics if they so wish.

35.3.1.4. Entries are to be submitted on the day.

35.3.1.5. All entries will be displayed as part of the Education Display at the 2019 Group Review

39.4 Sizing

35.4.1. The photographs are to be in the size of 8x10. All other sizes will not be accepted.

39.5 Judging

35.5.1. Judging will be based on compositions, attention to detail, use of the subject and on the sharpness and clearness of the photo.

40.0 Modelling Competition.

40.1 Pre-registered models only are to be presented for competition between 8:00 – 9:30 am by the member or a representative of the member's squadron who must produce current membership cards or receipt. Only by prior arrangement with the G.E.C. are models to be entered by another person and then, they must be accompanied by the members membership card or receipt. No models will be accepted for competition on the day of the Group Review unless they have been Pre-Registered.

40.2 Model Competition Categories

40.3 There is a limit of TWO (2) entries per member in each competition in which the member participates except for the Chuck Glider and Rubber Powered Competitions which is a limit of ONE (1) due to time constraints.

Age Groups	Balsa Chuck Glider (One Entry)	Rubber Powered Aircraft (One Entry)	Plastic 1/72 Scale and Smaller	Plastic 1/48 Scale and Larger	Kite	Aircraft Diorama	Non-Aeronautical Model	Group Aircraft Build
8 - 11 Years	√	√	√	√	√	√	√	√
12 - 14 Years	√	√	√	√	√	√	√	√
15 - 17 Years	√	√	√	√	√	√	√	√
18+ Years	√	√	√	√	√	√	√	√

40.4 Please take note of the following points

40.5 The models must be an aircraft model or rocket etc. built entirely by the person entering the models.

40.6 The models must be of the Plastic Kit variety. **No Metal or Plastic Pre-Built Models, Snap Together Kits or Lego models will be accepted.**

40.7 If any model has previously won a 1st place in previous Group Review Modelling Competitions, it is not to be entered again.

40.8 No ARF (Almost Ready to Fly) models are permitted. The models must be built from parts, either cut or via a kit and are to be assembled and glued together by the member entering the model and all finishing such as covering or painting is also to be done by the person entering the model. No 'Pre-Finished' kits are permitted.

40.9 The Kites must be built from scratch from the plans and instructions like those contained in the current Aircraft Modelling 4 Workbook. No pre-assembled, part built kites or kits are permitted. The kites must also be built and decorated solely by the member entering the competition.

40.10 Judging

40.11 Judging will, were possible, be by independent outside judges commencing at 9:30am. Only three places will be awarded but in the case of a tie for 2nd or 3rd place, a ribbon will be awarded for each. The hall will be closed during judging and will open for viewing at Middy (approximately).

40.12 An announcement will be made when the hall is open for viewing usually around 1200 to 1230hrs.

41.0 Balsa Chuck Glider Flying Competition

41.1 General Information

- 41.2 The Chuck Glider Competition is no longer a static competition
- 41.3 A field or part of a field will be allocated for flying chuck gliders
- 41.4 Members need to be mindful of the need to share time with the drill competitions.
- 41.5 The wingspan of any model shall not be less than 30cm.
- 41.6 Model can be Hand Launch or Catapult Launch
- 41.7 The model will have a static mark applied by visual appearance.
- 41.8 In order to promote increased levels of skill and encourage "Modelling" rather than throwing bits together just to enter a competition, the criteria for judging for will be as follows;
- 41.9 Many good plans can be downloaded at <http://nswbgmodelling.airleague.com.au/>
- 41.10 **Age Groups:** Competitors to fly in age groups as nominated elsewhere on this document.
- 41.11 **Practice:** There will be a small practice time made available but competitors should arrive with their glider trimmed ready for flight as best as possible.
- 41.12 **Flying Window:** Contest director to nominate the beginning of the 20 minute time slot for official flights. Practice flying to stop during this period.
- 41.13 Models to be launched from a nominated upwind line for official flights. The line is to be nominated by the contest director.
- 41.14 **Crashes:** Should a glider break the competitor can elect once only to hold his flight window for no more than 5 minutes to affect repairs, contest director has final say should the time taken be excessive.
- 41.15 Should a model be deemed un-flyable after a crash the competitor is deemed finished his flight window and the best score become the scoring flight.

41.16 Judging

- 41.17 **Visual Appearance:** The model will be assessed on if it is of a recognised design and if it has been constructed correctly with correct alignment of parts, tight fitting joints, minimal gaps and proper application of glue to avoid smearing. The last part is the model is assessed on its sanding and overall finish.
- 41.18 **Flights:** The Flight time to the nearest second to be recorded on a score card with competitors name and age group, timing done by officials as nominated by contest director.
- 41.19 Three official flights to be recorded - longest flight to be the scoring flight.
- 41.20 Points for flight to be calculated as Competitors longest flight time divided by longest flight time achieved in age group.
- 41.21 **Points Allocation:** Points will be awarded on a Visual Appearance to a value of 30 points and Flight to a value of 70 points

42.0 Aircraft Plastic Model 1/72nd Scale & 1/48th Scale

- 42.1 **Note:** Models in the Plastic Model Competition must be of the Plastic Kit variety. No Metal or Plastic Pre-Built Models, Snap Together Kits or Lego models will be accepted.
- 42.2 **Overall Appearance:** The overall appearance is judged on the first impression from approximately one arms distance. This takes into account the way the model is presented and the general appearance as would be seen by a casual observer.
- 42.3 **Paintwork:** The paintwork is judged on how the member has painted the model. It takes into account the use of brush or airbrush. For brush: whether there are brush marks, cleanness of line, thickness of paint and to a limited extent authenticity. For airbrush: whether there is over spray, cleanness of lines, thickness of paint and again to a limited extent authenticity. Overall: whether details have been painted e.g. cockpit, undercarriage, ordinances, engine etc.
- 42.4 **Attention to Detail:** This judging criterion shall be based on how the member has assembled the model and whether the member has detailed the model beyond just putting the kit together. Attention shall be given as to how the member has assembled all the small parts that are sometimes missed.
- 42.5 **Decals:** This judging criterion shall be based on how the decals are applied to the model, including correct alignment and an example of this is the direction that the kangaroo faces on Australian military aircraft. A model without decals would be marked down accordingly.
- 42.6 **Overall Finish:** This judging criterion takes into account the overall finish of the model. This shall include how the joints are finished. It also takes into account how the model looks at closer inspection. This should be achieved without the need to pick up the model in order to inspect it thoroughly.
- 42.7 **Glasswork:** Glasswork shall take into account the way windows; canopies, lights etc. are attached to the model. It shall also take into account how the glasswork is detailed.

43.0 Kite

43.1 General Information

- 43.2 Kite can be of any design but extra points will be awarded to designs based on Lawrence Hargraves kite designs.
- 43.3 There are some kite plans available at <http://nswbgmodelling.airleague.com.au/>
- 43.4 **Use of Materials:** Creativity in the use of materials is sought.
- 43.5 **Skill:** More points shall be given to the use of a wider range of skills compared to a narrow set of skills
- 43.6 **Construction:** Construction faults will be noted. The different parts of the models used in the diorama shall be glued to ensure all joints fit tightly together. Gaps between joints and tool marks are to be avoided. Similarly, excessive use of glue and smearing of glue is also to be avoided.
- 43.7 **Finish:** Attention shall be given to how the kite is decorated and whether this suits the design, e.g. a Hargraves box kite is not decorated and will not lose points, but must have been finished correctly with no torn or crinkled fabric/paper etc.
- 43.8 **Presentation:** The overall presentation is judged on the first impression from approximately arms distance. This takes into account the general appearance as would be seen by a casual observer.

44.0 Aircraft Diorama

44.1 General Information

- 44.2 Each diorama shall contain at least one aircraft model. (If a member enters a model in the Plastic Model Categories, the same model cannot be used for the Diorama).
- 44.3 The maximum size of the base of the diorama shall not exceed 50cm x 50cm.
- 44.4 The entrant is responsible for supply of extension leads & power boards if they have a power requirement etc.
- 44.5 **Scale:** All elements in the diorama should be in the same scale.
- 44.6 **Layout:** A well-structured and uncluttered diorama is expected compared to one that is unstructured and cluttered.
- 44.7 **Use of Materials:** Creativity in the use of materials is sought.
- 44.8 **Skill:** More points shall be given to the use of a wider range of skills compared to a narrow set of skills
- 44.9 **Construction:** Construction faults will be noted. The different parts of the models used in the diorama shall be glued to ensure all joints fit tightly together. Gaps between joints and tool marks are to be avoided. Similarly, excessive use of glue and smearing of glue is also to be avoided.
- 44.10 **Finish:** Attention shall be given to how the materials used on the diorama have been applied. The following shall be taken into account; the proper application of decals or decorations, brush marks and paint runs, unrealistic weathering and contamination.
- 44.11 **Presentation:** The overall presentation is judged on the first impression from approximately arms distance. This takes into account the way the elements in the diorama are positioned, the realism of their presentation and the general appearance as would be seen by a casual observer.

45.0 Plastic Model Aircraft - Group Build 1/72 Scale BAe Hawk

- 45.1 **Overall Appearance:** The overall appearance is judged on the first impression from approximately one arms distance. This takes into account the way the model is presented and the general appearance as would be seen by a casual observer.
- 45.2 **Paintwork:** The paintwork is judged on how the member has painted the model. It takes into account the use of brush or airbrush. For brush: whether there are brush marks, cleanness of line, thickness of paint and authenticity. For airbrush: whether there is over spray, cleanness of lines, thickness of paint and again, authenticity. Overall: whether details have been painted e.g. cockpit, undercarriage, ordinance, engine etc.
- 45.3 **Attention to Detail:** This judging criterion shall be based on how the member has assembled the model. Attention shall be given as to how the member has assembled all the small parts that are sometimes missed.
- 45.4 **Decals:** This judging criterion shall be based on how the decals are applied to the model, including correct alignment and an example of this is the direction that the kangaroo faces on Australian military aircraft. As all models aircraft would normally have decals, a model without decals would in most cases lose marks.
- 45.5 **Overall Finish:** This judging criterion takes into account the overall finish of the model. This shall include how the joins are finished. It also takes into account how the model looks on closer inspection. This should be achieved without the need to pick up the model in order to inspect it thoroughly.
- 45.6 **Glasswork:** Glasswork shall take into account the way windows; canopies, lights etc. are attached to the model and whether glue or paint smears appear. It shall also take into account if the framework for canopies etc. is painted and detailed.
- 45.7 Notes:**
- 45.8 The model may be any version or brand of the BAe Hawk:
- 45.9 It is to be 1/72 Scale
- 45.10 While there are many brands that make this subject, it must be a regular model kit, not a Hobby boss 'Easy Assembly Authentic Kit', snap together kit or diecast metal or plastic already built models.
- 45.11 The model is to be built 'Out of the Box'. That is;
- 45.12 No additional detail is to be added that is not in the kit
- 45.13 Only the paint option included in the kit must be used
- 45.14 Only the decal (marking) option in the kit is to be used
- 45.15 **Note:** If there is more than one paint or decal option included in the kit, one should be chosen and used.

46.0 Rubber Powered Flying Model Competition

- 46.1 The Rubber Powered Model Competition is no longer a static competition
- 46.2 A field or part of a field will be allocated for flying Rubber Powered Models
- 46.3 Members need to be mindful of the need to share time with the drill competitions.
- 46.4 The Rubber Powered model must be of recognised design; points will be deducted for models of poor design or just put together from scrap and not capable of flight.
- 46.5 The wingspan of any model shall not be greater than 100cm (1metre).
- 46.6 The model shall be capable of stable flight by visual appearance.
- 46.7 Many good plans can be downloaded at <http://nswbgmodelling.airleague.com.au/>
- 46.8 **Age Groups:** Competitors to fly in age groups as nominated elsewhere on this document.
- 46.9 **Practice:** There will be a small practice time made available but competitors should arrive with their glider trimmed ready for flight as best as possible.
- 46.10 **Flying Window:** Contest director to nominate the beginning of the 20 minute time slot for official flights. Practice flying to stop during this period. Models to be launched from a nominated upwind line for official flights. The line is to be nominated by the contest director.
- 46.11 **Crashes:** Should the model break the competitor can elect once only to hold his flight window for no more than 5 minutes to affect repairs, contest director has final say should the time taken be excessive. Should a model be deemed un-flyable after a crash the competitor is deemed finished his flight window and the best score become the scoring flight.

46.12 Judging

- 46.13 **Outline:** The outline shall be sharp and smooth. For example, straight edges to be cut straight. Avoid scallops or missing chunks. Curves to be smooth, avoiding chunks cut into the balsa. Both halves of the wing shall be isometric. For example, if the wing was cut through the chord at the centre of the span and folded one side over the other, sides should be the same shape. The outlines of parts are not to be undercut. In order to avoid undercut, the knife of the blade shall be held so that the cut remains vertical to the cutting surface.
- 46.14 **Finish:** The whole model shall be sanded to a smooth finish using very fine sandpaper. Has the covering material been applied correctly & sealed, is there any wrinkles etc. Additional points are given for decoration.
- 46.15 **Construction:** The different parts of the model shall be glued to ensure all joints fit tightly together. Gaps between joints are to be avoided. Similarly, excessive use of glue and smearing of glue is also to be avoided.
- 46.16 **Alignment:** It is important to ensure the chord of the wing and tailplane are parallel to the centre line of the fuselage. Also, the fin shall be mounted vertical to the fuselage. The wings shall be mounted so that if a line was drawn horizontal to the fuselage under them, the distance measured from this line to the leading edge of the wing at any given point is the same on both sides of the fuselage.
- 46.17 **Flight:** The Flight time to the nearest second to be recorded on a score card with competitors name and age group, timing done by officials as nominated by contest director.
- 46.18 Three official flights to be recorded - longest flight to be the scoring flight.
- 46.19 Points for flight to be calculated as Competitors longest flight time divided by longest flight time achieved in age group.

47.0 Non-Aeronautical Model

- 47.1 **Note:** Models in the Non-Aeronautical Competition must be of the Plastic Kit variety. No Metal or Plastic Pre-Built Models, Snap Together Kits or Lego models will be accepted.
- 47.2 **Overall Appearance:** The overall appearance is judged on the first impression from approximately one arms distance. This takes into account the way the model is presented and the general appearance as would be seen by a casual observer.
- 47.3 **Paintwork:** The paintwork is judged on how the member has painted the model. It takes into account the use of brush or airbrush. For brush: whether there are brush marks, cleanness of line, thickness of paint and to a limited extent authenticity. For airbrush: whether there is over spray, cleanness of lines, thickness of paint and again to a limited extent authenticity. Overall: whether details have been painted e.g. cockpit, undercarriage, ordinances, engine etc.
- 47.4 **Attention to Detail:** This judging criterion shall be based on how the member has assembled the model and whether the member has detailed the model beyond just putting the kit together. Attention shall be given as to how the member has assembled all the small parts that are sometimes missed.
- 47.5 **Decals:** This judging criterion shall be based on how the decals are applied to the model, including correct alignment and an example of this is the direction that the kangaroo faces on Australian military models. A model without decals would be marked down accordingly if it would have markings in its real life.
- 47.6 **Overall Finish:** This judging criterion takes into account the overall finish of the model. This shall include how the joins are finished. It also takes into account how the model looks at closer inspection. This should be achieved without the need to pick up the model in order to inspect it thoroughly.
- 47.7 **Glasswork:** Glasswork shall take into account the way windows; canopies, lights etc. are attached to the model. It shall also take into account how the glasswork is detailed.

48.0 Squadron with the highest number of models

- 48.1 There will be an award for the Squadron that has the highest number of models in the competitions per roll strength as taken from the Group Membership List in the month prior to the Group Review.

AFTERNOON PARADE

49.0 Afternoon Parade Staff

49.1	Parade OC	GP Comr. B. Fox
49.2	Parade 2IC	Sqn Lt. B. Gavin
49.3	Parade Adjutant	Wg. Cpt S. Marks
49.4	Assistant Parade Adjutant	Gp. Lt. B. Gregory
49.5	Chief Marshal	Lt. Comr. J. Remington DSA, MSA.
49.6	Afternoon Duty Wing	Macarthur Wing

50.0 Dress

- 50.1 Members are required to wear full Australian Air League uniform as laid down in Section 18 of the Australian Air League Manual. Note officers are to wear tunics.
- 50.2 Jumpers are not to be worn for the final parade unless the Parade OC gives explicit instructions otherwise.
- 50.3 All authorised medals and decorations **MUST** be worn. Name badges are **NOT** to be worn.
- 50.4 Members not in full and correct uniform will not be allowed to take part in the Afternoon Parade. All Wing and Squadron OCs are expected to strictly enforce this directive.

51.0 Duty of Care to Members

- 51.1 It is the responsibility of all Squadron OCs to ensure that their members are fit to take part in the Afternoon Parade. Members who are feeling ill should not be allowed to take part.
- 51.2 Squadron OCs are to ensure that their squadron members are sufficiently hydrated before the afternoon parade and have also had something to eat.
- 51.3 Wing OCs will ensure that the Squadrons within their Wing have followed these directives.

52.0 Afternoon Review Competition Entries

- 52.1 ***Parade Statements***
The attached blue [Review Parade Statement](#) must be completed and handed in by 1300 hrs on the day of the Review.
- 52.2 ***Armbands***
Armbands **MUST** be collected when handing in Parade Statements.
- 52.2.1 Officers Commanding Wings and Squadrons only will wear an armband on their left arm, which will be worn halfway between the shoulder and elbow.

53.0 Photography

- 53.1 No persons are allowed on to the field to take any photo, apart from person approved by the Group Field Commissioner. This include the March On, Presentations and March Off.
- 53.2 Any person found on the field taking photos will be asked to leave the field.

54.0 Afternoon Review Competition Requirements

- 54.1 Wing and Squadrons will be judged in competitions on the march according to their eligibility.
- 54.2 Competitions will be judged on the march as the Parade moves around the parade ground and will include the following:

54.3 Best Wing On The March

- 54.3.1 **Qualifications:** Members at least **30**
Squadrons at least **2**

54.4 Best Squadron On The March

- 54.4.1 Qualifications:

Total Members **MINIMUM – 16**
comprising of:

Officers At least **1**

Flag Party Fully constituted (ie **3** flags, **3** escorts and **1** NCO in charge)

Flight At least one flight with at least **9** members plus NCO in charge. One point shall be deducted for each member less than **19**, including the NCO. Squadrons may not field flights with more than **19** members in total.

Provided they meet the criteria for at least one flight, Squadrons with multiple flights will not be penalised for extra flights that do not meet this criteria.

54.5 Best Small Squadron On The March

- 54.5.1 Qualifications:

Roll strength Only Squadrons with a total roll strength of 20 or less (as at 31 July 2019) are eligible for this competition, regardless of the number of members attending on the day. Squadrons over this number compete in Best Squadron on the March.

Total Members **MAXIMUM – 15**
MINIMUM – 9
comprising of:

Officers At least **1**

Flag Party Fully constituted (ie **3** flags, **3** escorts and **1** NCO in charge)
OR

1Squadron Flag, **2** escorts and an NCO in charge.

Flight Not more than **9** members plus an NCO in charge.

Those Squadrons deemed competitive according to the entry sheets will be judged in this category at the discretion of the marshals, and will not be competitive for the Best Squadron Trophy.

54.6 Best Flight On The March

- 54.6.1 **Qualifications:** **MAXIMUM – 19** (including NCO in charge)
MINIMUM – 10 (including NCO in charge).
Must consist of at least **1** NCO in charge and **9** other members. One point shall be deducted from every Flight for each member less than **19**, including the NCO in charge. All flights within a squadron that meet this criteria shall be eligible.

54.7 Best Flag Party On The March

- 54.7.1 **Qualifications:** Must be 3 Flag Formation (ie **3** flags, **3** escorts and **1** NCO in charge) as per section 13 of the Australian Air League Manual. Any flag parties with less than the numbers nominated above are non-competitive.

55.0 Afternoon Parade Order

55.1 Parade will assemble and march in the following order:

PARADE STAFF

NSW Group Staff

NSW Group Flag Party

Mass Band

- A** Lawrence Hargrave Wing
- B** Ulm Wing
- C** Hinkler Wing
- D** Ilma Nicholson Wing
- E** Keith Smith Wing
- F** Kerr Wing
- G** Macarthur Wing
- H** Kingsford Smith Wing
- I** Hunter Wing
- J** Sadler Wing
- K** George Campbell Wing
- L** Southern Cross Wing

56.0 Afternoon Parade Procedure

56.1 March On

- 56.1.1 Units are to commence to assemble in column of route on the driveway behind the Oval when directed in the order as determined in paragraph [55.1](#) of this circular.
- 56.1.2 The Parade will march off and enter the Crest, passing the dais and completing a circuit of the Oval. After completing one circuit, the parade will form up as directed. Refer to the diagram in [Appendix C](#). No General Salute will be given on the march on.
- 56.1.3 Once all units are in position, the Parade OC will give the order for all units to left turn into line and face the dais.

56.2 Presentations

Units are advised that if they are called to receive a presentation, the member accepting the award is to move quickly and smartly to the dais area.

56.3 March Off

- 56.3.1 **Parade Hand Over.** At the conclusion of the presentations, the Group Executive Commissioner orders the Parade to attention and hands the Parade back to the Parade OC.
- 56.3.2 The Parade OC orders all flags to the carry.
- 56.3.3 The Parade OC orders the parade to turn right into column of route.
- 56.3.4 **March Off.** At the order, the parade will march and pass the dais.
- 56.3.5 **Eyes Right, General Salute.** At the order, in succession of units, units perform an Eyes Right/General Salute as they pass the dais. All Officers salute (unless in a flag party) and all Squadron, Wing and Group Flags salute.
- 56.3.6 After passing the dais, the Parade marches to the rear of the parade ground. The massed AAL band assembles in front of the parade facing the dais and halts.

56.4 Final Ceremonies

- 56.4.1 **National Anthem.** The National Anthem will play. ALL Officers salute and flag parties will perform a General Salute.
- 56.4.2 **Group Flag March Off.** Following the National Anthem, the Group Flag Party will march off the parade ground. ALL Officers salute, and all Squadron and Wing flags will salute, as the Group Flag Party pass their immediate front.
- 56.4.3 **Lowering of National Flag.** After the Group Flag Parties have been marched off, the Parade OC gives the command to lower the Australian National Flag. ALL Officers salute and Flag Parties perform a General Salute.
- 56.4.4 **Order Flags.** Following the lowering of the Australian National Flag, the Parade OC orders all flags to the order.
- 56.4.5 **Dismissal.** At the completion of the above all OCs will be called to report to the Parade OC for de-briefing and return of armbands. When all OCs are dismissed they return to their units and immediately dismiss their units.
- 56.4.6 At the completion of the parade the **Wing OC of Macarthur Wing** is to ensure all members of his Wing is available and present for duty.

FURTHER INFORMATION

57.0 Results

- 57.1 When finalised and available, all units taking part in the competitions will be given a summary of where they lost points in order that they may be corrected for future competitions.

58.0 Trophy Return

- 58.1 Wings, Squadrons and Individuals holding perpetual trophies from last year's Group Review competition(s) must ensure that they are returned to the Australian Air League Headquarters, 181 Penshurst Street, Beverly Hills, **in good repair, cleaned, polished and appropriately engraved, by 12th August 2019.**
- 58.2 Any Wing, Squadron or Individuals found not to have complied with paragraph [58.1](#) of this competition circular may be disqualified at the discretion of the Marshal from competing in this competition(s) for which they have not complied.

59.0 Canteen

- 59.1 A canteen will be operating on the by a selected Squadron (to be announced later). No other Squadron or Wing is permitted to sell food or refreshments.
- 59.2 **If you wish to nominate to operate the canteen, you are required to contact the Group Field Commissioner by 12st of August 2019.**
- 59.3 After which the Group Field Commissioner will advise which squadron will be operating the canteen.

60.0 Requests for Further Information

- 60.1 Should any further information be required regarding the Group Review, please do not hesitate to contact the Group Field Commissioner, Gp Comr. Brendan Fox.

Appendix A – Timetable

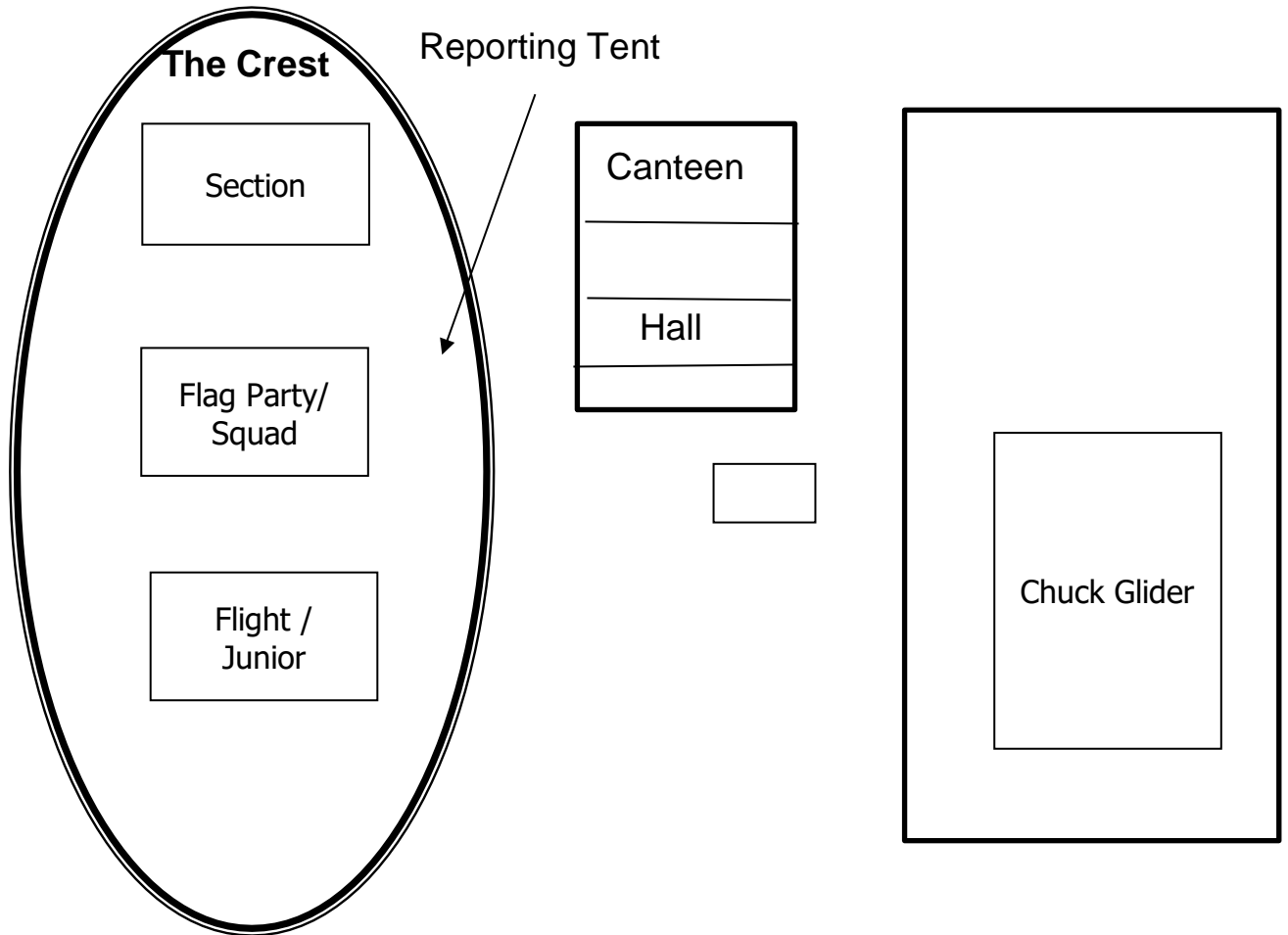
0700 hrs	Duty Wing (Keith Smith Wing) to report for duty
0800 hrs	All units to be present at the ground
0800 hrs	Education open for registration
0815 hrs	Judges Briefing
0830 hrs	All Squadrons to prepare for competitions
0830hrs	Block 1 Competition Registration Open
0830 hrs	Solo Drumming and Bugle Competitions commence
0830 hrs	General Officers Briefing
0840 hrs	Official Opening by NSW Group Executive Commissioner and Flag Rise
0900 hrs	Ball Games Competitions Commence
0900 hrs	Chuck Glider Competition Commences on outside field
0900 hrs	Block 1 Field Competitions Commence
0930 hrs	Education Judging commences hall closed
1000 hrs	Block 1 Registrations Close
1000 hrs	Block 2 Registrations Open
1030 hrs	Block 1 Field Competitions Close
1030 hrs	Block 2 Field Competitions Commence
1130 hrs	Block 2 Field Registrations Close
1130 hrs	Block 3 Field Registrations Open
1200 hrs	Block 2 Field Competitions Close
1200 hrs	Block 3 Field Competitions Commence
1300 hrs	Block 3 Field Registrations close
1300 hrs	Solo Registrations close
1330 hrs	Block 3 Field Competitions Close
1330 hrs	Solo Competitions Close
1330 hrs	All Afternoon Parade Statements to be handed in
1330 hrs	Squadrons and Wing to collect armbands
1400 hrs	Band Competitions Commence
1430 hrs	Afternoon Parade Forms Up
1500 hrs	Parade Marches On
1700 hrs	Approximate Completion Time
After Close Macarthur Wing to assist in packing up	

Timetable is subject to change on the day. It is the responsibility of Squadron Officers to ensure that their competing units are at the correct place at the correct time. Close attention **must** be made to all public address announcements.

Appendix B – Field Competitions Map

Note: Subject to change

Not to scale



Appendix C – Afternoon Parade

Note: Subject to change

Not to scale

